


# Longshore Safety Tip

October - 2016

## Working Around Top Handler Operations

**Be Safe. Be Smart. Be Seen.**  
**Make Sure Drivers Can See You.**

VERBAL CONTACT




RADIO CONTACT




**Communication  
is the  
Key**

EYE CONTACT

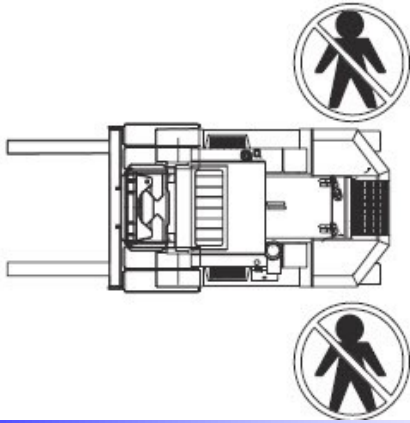


CONES & VEHICLE WARNINGS



ILWU - PMA  
PACIFIC COAST MARINE SAFETY COMMITTEE  
DEDICATED TO SAFETY






# DANGER VEHICLE MAKES WIDE TURNS STAY CLEAR

Steering axles on Container Handling Equipment are located at the rear of the machine. This means the major swing of the machine is at the back. A movement at the front of the machine will result in a much larger movement at the rear.

**Be aware. Avoid the danger.**




### Drivers of small vehicles:

- Do not park in blind spots.
- Maintain eye and/or radio contact with the operator.
  - Be aware of machine tailswing.
- Every time you are outside your vehicle must be coordinated with the operator.

### Reasons for Pedestrian and Vehicle Run Over Accidents:

- Walking or standing near a working machine.
- Parking your vehicle too close to active top handler operations.
- Not confirming your location with the equipment driver.
- Rushing behind backing equipment.
- Being distracted while using a cell phone.
- Assuming the equipment operator can see you.
- Pedestrians not following established routes / walkways.
- Limited visibility due to poor weather conditions.
- Operators backing out of deep container stacks with limited visibility.



**TOP HANDLERS vs. WHATEVER  
YOU WILL LOSE ... SO STAY CLEAR!**

